



FITTIPALDI WHEELS

2025 WHEEL COLLECTION





Forged in the spirit of victory and crafted to stand apart, each of our wheels is inspired by the vision of legendary two-time Formula One and Indy Champion Emerson Fittipaldi.

Our collection of distinctive street wheels embodies the essence of champions, ensuring you Look and Feel Like a Champion, while our cutting-edge Truck Forged, Forged Dually, UTV, Alpha, Terra, and true Beadlock off-road wheels are engineered to Turn Heads, Defy Norms. Designed for those who demand both exceptional style and uncompromising performance, every Fittipaldi wheel is built to exceed the highest engineering and performance standards.

Fittipaldi Wheels deliver the perfect fit—on the road and beyond.



CONTENTS



FTF
TRUCK FORGED

PAGE 06



FDF
DUALLY FORGED

PAGE 10



FT
TERRA SERIES

PAGE 26



FB
BEADLOCK SERIES

PAGE 32



FBF
BEADLOCK FORGED

PAGE 14




FA
ALPHA SERIES

PAGE 18



FITTIPALDI STREET
PASSENGER

PAGE 36



SCAN TO
SEE MORE

FTF

TRUCK FORGED

Fittipaldi Truck Forged wheels with our signature bold and unapologetic attitude are the ultimate choice for those who demand tough wheels with unique style. Beginning with a solid monoblock of the finest aerospace-grade 6061 aluminum, every wheel is forged by enormous pressure for the lightest and strongest shape before it is heat treated to T6 spec that further increases its strength. The unmatched FTF's come in true directional with forged center caps and have size options up to 30-inches.



FTF / TRUCK FORGED

OUR FLAGSHIP LINE OF MONOBLOCK FORGED WHEELS CRAFTED WITH INTRICATE DESIGN AND BUILT WITHOUT COMPROMISE.

TRUE DIRECTIONAL
ALL STYLES MARKED W/ **D**
COMES IN TRUE DIRECTIONAL

FORGED CENTER CAPS
ALL STYLES MARKED W/ **F**
FLOATING CAPS AVAILABLE

UTV FITMENTS
ALL STYLES MARKED W/ **U**
UTV FITMENTS AVAILABLE



F **FTF511P**
POLISHED

24X12 -44 26X14 -76 28X16 -101
24X14 -76 26X16 -101 30X16 -101



F **FTF510P**
D POLISHED

24X12 -44 26X14 -76 28X16 -101
24X14 -76 26X16 -101 30X16 -101



F **FTF509P**
POLISHED

24X12 -44 26X14 -76 28X16 -101
24X14 -76 26X16 -101 30X16 -101



F **FTF502P**
POLISHED

24X12 -44 26X16 -101 30X16 -101
24X14 -76 28X16 -101



F **FTF501P**
D POLISHED

24X12 -44 26X14 -76 30X16 -101
24X14 -76 26X16 -101



F **FTF500P**
D POLISHED

24X12 -44 26X14 -76 30X16 -101
24X14 -76 26X16 -101



F **FTF508P**
POLISHED

24X12 -44 26X14 -76 28X16 -101
24X14 -76 26X16 -101 30X16 -101



F **FTF507P**
D POLISHED

24X10 -25 24X14 -76 26X16 -101
24X12 -44 26X14 -76



F **FTF506P**
D POLISHED

24X12 -44 26X14 -76 28X16 -101
24X14 -76 26X16 -101 30X16 -101



F **FTF505BM**
GLOSS BLACK MILLED

22x10 -19 24X12 -44
22x12 -44



F **FTF503BM**
D GLOSS BLACK MILLED

22x10 -19 24X12 -44
22x12 -44



F **FTF501BM**
D GLOSS BLACK MILLED

22x10 -19 24X12 -44
22x12 -44



F **FTF505P**
D **U** POLISHED

24X10 -25 26X14 -76 30X16 -101
24X12 -44 26X16 -101
24X14 -76 28X16 -101



F **FTF504P**
POLISHED

24X10 -25 26X14 -76 28X16 -101
24X12 -44 26X16 -101 30X16 -101
24X14 -76



F **FTF503P**
D **U** POLISHED

24X10 -25 26X14 -76 30X16 -101
24X12 -44 26X16 -101
24X14 -76 28X16 -101



FDF

DUALLY FORGED

Fittipaldi Dually Forged wheels are built to withstand the rigors of heavy loads with eye-catching designs that capture the individuality of dually enthusiasts. Our wheels are made of 6061-T6 aerospace grade solid monoblock forged aluminum and come in a variety of sizes and fitments that are guaranteed to give your ride the stance and personal look you want. Our FDF wheels come in true directional with forged center caps and exude confidence that take on any challenge with an unsurpassed blend of strength and style.



FDF / DUALY FORGED

SOLID MONOBLOCK FORGED DUALY WHEELS WITH BOLD DESIGNS FOR HEAVY LOADS

FORGED CENTER CAPS

ALL STYLES MARKED W/ F
FLOATING CAPS AVAILABLE

TRUE DIRECTIONAL

ALL STYLES MARKED W/ D
COMES IN TRUE DIRECTIONAL

SUPER SINGLE

ALL STYLES MARKED W/ S
SUPER SINGLE AVAILABLE



FDF605P

POLISHED*
BUILT TO ORDER IN 20" - 24"



FDF605B

GLOSS BLACK*
BUILT TO ORDER IN 20" - 24"



FDF604P

POLISHED*
BUILT TO ORDER IN 20" - 24"



F S FDF601P

POLISHED
BUILT TO ORDER IN 24" - 30"



F S FDF601BM

GLOSS BLACK MILLED
BUILT TO ORDER IN 24" - 30"



F S FDF601B

GLOSS BLACK
BUILT TO ORDER IN 24" - 30"



FDF604B

GLOSS BLACK*
BUILT TO ORDER IN 20" - 24"



FDF603P

POLISHED*
BUILT TO ORDER IN 20" - 24"



FDF603B

GLOSS BLACK*
BUILT TO ORDER IN 20" - 24"



F S D FDF600P

POLISHED
BUILT TO ORDER IN 24" - 30"



F S D FDF600BM

GLOSS BLACK MILLED
BUILT TO ORDER IN 24" - 30"



F S D FDF600B

GLOSS BLACK
BUILT TO ORDER IN 24" - 30"



FDF602P

POLISHED*
BUILT TO ORDER IN 20" - 24"



FDF602B

GLOSS BLACK*
BUILT TO ORDER IN 20" - 24"

*ALSO AVAILABLE IN GLOSS BLACK MILLED



FBF

BEADLOCK FORGED

Fittipaldi Beadlock Forged wheels represent our premium line of high-performance, true beadlock wheels, engineered to withstand the most demanding terrains. Featuring a forged and heat-treated ring, these wheels are built for durability and precision. The FBF's bold, military-inspired design is crafted from 6061-T6 aerospace-grade solid monoblock forged aluminum, ensuring both strength and sophistication. Available in a range of sizes and fitments, these wheels offer uncompromising performance and style.



FBF / BEADLOCK FORGED

RACE GRADE MONOBLOCK FORGED BEADLOCK WHEELS



FBF804SB

SATIN BLACK
BUILT TO ORDER IN 17"



FBF804M

MACHINED
BUILT TO ORDER IN 17"



FBF803SB

SATIN BLACK
BUILT TO ORDER IN 17"



FBF801SB

SATIN BLACK
BUILT TO ORDER IN 17"



FBF801M

MACHINED
BUILT TO ORDER IN 17"



FBF800SB

SATIN BLACK
BUILT TO ORDER IN 17"



FBF803M

MACHINED
BUILT TO ORDER IN 17"



FBF802SB

SATIN BLACK
BUILT TO ORDER IN 17"




FBF802M

MACHINED
BUILT TO ORDER IN 17"



FBF800M

MACHINED
BUILT TO ORDER IN 17"



FA

ALPHA SERIES

Fittipaldi Alpha wheels offer a variety of innovative designs with each style carefully crafted to resonate with different types of off road and city driving enthusiasts. Our FA's are built from top-grade A356 cast aluminum alloy, have heavy duty full cover bolt-on center caps, come in diverse sizes and finishes, and have styles that offer some of the deepest concavities in the market. The Alpha series are the perfect wheel if you want quality, durability, and a no apologies cutting-edge look.



FA / ALPHA SERIES

CAST ALLOY WHEELS THAT SCREAM BADASS, CONFIDENCE, AND STYLE WITH UNRIVALED PERFORMANCE.

FLOATING CAPS

OPTIONAL FLOATING CAPS AVAILABLE FOR ALL FITTIPALDI ALPHA SERIES WHEELS



FA25B

GLOSS BLACK

24x12 -44 26x14 -76
24x14 -76



FA25MC

MIRROR COAT

24x12 -44 26x14 -76
24x14 -76



FA24B

GLOSS BLACK

20x10 -19



FA22ZB

GLOSS BRONZE/BLACK

20x10 -19



FA21B

GLOSS BLACK

20x9 +00 20x10 -19
20x9 +18 22x12 -44



FA21MC

MIRROR COAT

20x9 +00 20x10 -19
20x9 +18 22x12 -44



FA24MC

MIRROR COAT

20x10 -19



FA24ZB

GLOSS BRONZE/BLACK

20x10 -19



FA23B

GLOSS BLACK

20x10 -19



FA20BM

GLOSS BLACK MILLED

20x10 -19
22x12 -44



FA20B

GLOSS BLACK

20x10 -19
22x12 -44



FA20MC

MIRROR COAT

20x10 -19
22x12 -44



FA23D

DESERT SAND

20x10 -19



FA22B

GLOSS BLACK

20x10 -19



FA22MC

MIRROR COAT

20x10 -19



FA19BM

GLOSS BLACK MILLED

20x9 +00 20x10 -19
20x9 +18 20x12 -44



FA19B

GLOSS BLACK

20x9 +00 20x10 -19
20x9 +18 20x12 -44



FA19MC

MIRROR COAT

20x9 +00 20x10 -19
20x9 +18 20x12 -44

FA / ALPHA SERIES

CAST ALLOY WHEELS THAT SCREAM BADASS, CONFIDENCE, AND STYLE WITH UNRIVALED PERFORMANCE.



FA18BM

GLOSS BLACK MILLED

20x10 -19 20x9 +00 22x12 -44
20x12 -44 20x9 +18



FA18B

GLOSS BLACK

20x10 -19 20x9 +00 22x12 -44
20x12 -44 20x9 +18



FA18MC

MIRROR COAT

20x10 -19 20x9 +00 22x12 -44
20x12 -44 20x9 +18



FA15B

GLOSS BLACK

22x10 -19
24X10 +00



FA15MC

MIRROR COAT

22x10 -19
24X10 +00



FA14BM

GLOSS BLACK MILLED

20x10 -19 20x9 +18
20x9 +00 22x10 -19



FA17B

GLOSS BLACK

17x8.5 +00 18x9 +18 20x9 +00
18x9 +00 20x10 -19 20x9 +18



FA16BM

GLOSS BLACK MILLED

18x9 +12 20x10 -25 22x12 -51
20x9 +12 20x12 -51



FA16B

GLOSS BLACK

17x9 +18 20x9 +12 22x12 -51
17x9 -12 20x10 -25
18x9 +12 20x12 -51



FA14B

GLOSS BLACK

20x10 -19 20x9 +18
20x9 +00 22x10 -19



FA14MC

MIRROR COAT

20x10 -19 20x9 +18
20x9 +00 22x10 -19



FA13BM

GLOSS BLACK MILLED

24X12 -44



FA16MB

MACHINED BLACK

17x9 +18 18x9 +12
17x9 -12 20x9 +12



FA16MC

MIRROR COAT

17x9 +18 20x9 +12 22x12 -51
17x9 -12 20x10 -25
18x9 +12 20x12 -51



FA15BM

GLOSS BLACK MILLED

22x10 -19
24X10 +00



FA13MC

MIRROR COAT

24X12 -44



FA08BM

GLOSS BLACK MILLED

20x10 -19 20x9 +18 22x12 -44
20x12 -44 22x10 -19 24X10 -19



FA08GB

GLOSS BLACK

20x10 -19 22x10 -19 24X10 -19
20x9 +18 22x12 -44

FA / ALPHA SERIES

CAST ALLOY WHEELS THAT SCREAM BADASS, CONFIDENCE, AND STYLE WITH UNRIVALED PERFORMANCE.



FA08MC

MIRROR COAT

20x10 -19 22x10 -19 24X10 -19
20x9 +18 22x12 -44



FA08MBDT

GLOSS BLACK MACHINED W/ DARK TINT

22x12 -44



FA08MR

GLOSS RED MACHINED

22x12 -44



FA07BM

GLOSS BLACK MILLED

20x12 -44 26X12 -44
22x12 -44



FA07MBRM

GLOSS BLACK MACHINED FACE W/ RED TINT

20x12 -44 26X12 -44
22x12 -44



FA07MC

MIRROR COAT


22x12 -44
26X12 -44



FA07MR

GLOSS RED MACHINED

22x12 -44
26X12 -44



SCAN TO
SEE MORE



FT

TERRA SERIES

Fittipaldi Terra series wheels are designed for maximum aesthetics and built to handle any overland adventure. With a nod to styles from military to motorsport, all FT's are created from extraordinarily strong A356 cast aluminum alloy and T6 heat treated for extra strength. Available in the perfect sizes for the wildest adventures, they lead the way for optimum off road functionality with a creative flare.



FT / TERRA SERIES

CAST ALLOY WHEELS OFF ROAD AND STREET READY, BUILT FOR ACTION



FT113SB

SATIN BLACK

17x8.5 -06



FT112SB 6L

SATIN BLACK

17x9 -12



FT112SB 5L

SATIN BLACK

17x9 -12



FT107D

DESERT SAND

17x9 -12 20x9 +18
20x9 +00



FT106SB

SATIN BLACK

17x9 +00 20x9 +00
17x9 -12 20x9 +18



FT105SB

SATIN BLACK

17x8.5 +00
20x9 +18



FT111SB

SATIN BLACK

17x8.5 +00 17x8.5 +25
17x8.5 +18



FT110SB

SATIN BLACK

17x8 +35
18x8 +35



FT110Z

SATIN BRONZE

17x8 +35
18x8 +35



FT104SB

SATIN BLACK

17x9 -06 20x9 +18
17x9 -12



FT104AB

SATIN ANTHRACITE / BLACK

17x9 -06 20x9 +18
17x9 -12



FT104ZB

SATIN TEXTURED BRONZE / BLACK

17x9 -06 20x9 +18
17x9 -12



FT109SB

SATIN BLACK

17x8 +35
18x8 +35



FT109Z

SATIN BRONZE

17x8 +35
18x8 +35



FT107SB

SATIN BLACK

17x9 -12 20x9 +18
20x9 +00



FT103SB

SATIN BLACK

17x8.5 +00



FT103A

SATIN ANTHRACITE

17x8.5 +00



FT103Z

SATIN BRONZE

17x8.5 +00

FT / TERRA SERIES

CAST ALLOY WHEELS OFF ROAD AND STREET READY, BUILT FOR ACTION



FT103BL
GLOSS BLUE
17x8.5 +00



FT102SB
SATIN BLACK
17x8.5 +00



FT102A
SATIN ANTHRACITE
17x8.5 +00



FT101BLB
GLOSS BLUE / BLACK
17x9 -12



FT100SB
SATIN BLACK
17x9 -12 18x9 +18 20x9 +18
18x9 +00 20x9 +00



FT100MC
MIRROR COAT
17x9 -12



FT102Z
SATIN BRONZE
17x8.5 +00



FT102BL
GLOSS BLUE
17x8.5 +00



FT101SB
SATIN BLACK
17x9 -12 18x9 +18 20x9 +18
18x9 +00 20x9 +00



FT100MS
GLOSS SILVER MACHINED
17x9 -12



FT100AB
SATIN ANTHRACITE / BLACK
17x9 -12 18x9 +18 20x9 +18
18x9 +00 20x9 +00



FT100RTB
MACHINED RED TINT / BLACK
17x9 -12 18x9 +18 20x9 +18
18x9 +00 20x9 +00



FT101MC
MIRROR COAT
17x9 -12



FT101MS
GLOSS SILVER MACHINED
17x9 -12 18x9 +18 20x9 +18
18x9 +00 20x9 +00



FT101RTB
MACHINED RED TINT / BLACK
17x9 -12 18x9 +18 20x9 +18
18x9 +00 20x9 +00



FT100BZ
SATIN BLACK / BRONZE
17x9 -12 18x9 +18 20x9 +18
18x9 +00 20x9 +00



FT100BLB
GLOSS BLUE / BLACK
17x9 -12

FB

BEADLOCK SERIES

Fittipaldi Beadlock wheels have caught everyone's attention because of their high-performance true beadlock designs with a forged and heat treated ring that are ready for the most rigorous terrain. There is no mistaking the FB's aggressive yet sophisticated military inspired aesthetic made from exceptionally strong A356 cast aluminum alloy with a reinforced variable thickness barrel for optimum strength to weight ratio. These classis wheels welcome the unpredictability of any off road adventure.



FB / BEADLOCK SERIES

HIGH PERFORMANCE TRUE BEADLOCK WHEELS WITH FORGED RINGS ARE BUILT FOR THE MOST RIGOROUS TERRAIN.



FB153B

SATIN BLACK W/
GLOSS BLACK FORGED RING
17x9 -15
20x10 -38



FB153M

MACHINED W/
MACHINED FORGED RING
17x9 -15
20x10 -38



FB153R

RED W/
GLOSS BLACK FORGED RING
17x9 -15
20x10 -38



FB151B

SATIN BLACK W/
GLOSS BLACK FORGED RING
17x9 -38



FB151M

MACHINED W/
MACHINED FORGED RING
17x9 -38



FB151R

RED W/
GLOSS BLACK FORGED RING
17x9 -38



FB152B

SATIN BLACK W/
GLOSS BLACK FORGED RING
17x9 -38



FB152M

MACHINED W/
MACHINED FORGED RING
17x9 -38



FB152R

RED W/
GLOSS BLACK FORGED RING
17x9 -38




FB150B

SATIN BLACK W/
GLOSS BLACK FORGED RING
17x9 -15



FB150M

MACHINED W/
MACHINED FORGED RING
17x9 -15



FITTIPALDI STREET

Fittipaldi street wheels are one-of-a-kind street styles that will defiantly set you apart, wherever you roll. Effortlessly graceful curves. Razor sharp edges. All captured in vivid, eye-catching colors that make a memorable impression. Created from maximum strength A356 cast aluminum alloy and flow formed technology, each wheel undergoes rigorous creative and engineering development to meet and exceed your image and performance expectations. Fittipaldi's bold street wheels are born in victory lane and designed to stand apart.



FITTIPALDI STREET

OFFERING THE ULTIMATE BALANCE OF STREET-FRIENDLY FUNCTIONALITY AND HEAD-TURNING CURB APPEAL THAT COMMANDS ATTENTION.

FORGED CONSTRUCTION

ALL STYLES MARKED W/ **F**
FORGED CONSTRUCTION

FLOATING CENTER CAPS

ALL STYLES MARKED W/ **C**
FLOATING CAPS STANDARD

FLOWFORMED

ALL STYLES MARKED W/ **L**
FLOWFORMED TECHNOLOGY



F **FMS400**
C CUSTOM FINISH
FORGED CARBON BARREL AVAILABLE
BUILT TO ORDER IN 18" - 22"



F **FSF706BM**
GLOSS BLACK MILLED
ALSO AVAILABLE IN SATIN BLACK MILLED
BUILT TO ORDER IN 20" FOR
THE TESLA CYBERTRUCK



F **FSF705B**
GLOSS BLACK
ALSO AVAILABLE IN GLOSS GRAPHITE
BUILT TO ORDER IN 18" - 23"



C **FS373B**
GLOSS BLACK
22x9.5 +25
24x10 +30
26x10 +30



L **FS372B**
GLOSS BLACK
22x10.5 +25 +38 +40 +42
22x9 +20 +25 +32 +35



L **FS371B**
GLOSS BLACK
22x10.5 +20 +25 +40 +42
22x9 +15 +20 +25 +32 +35



F **FSF704G**
GLOSS GRAPHITE
ALSO AVAILABLE IN GLOSS BLACK
BUILT TO ORDER IN 18" - 23"



F **FSF703B**
GLOSS BLACK
ALSO AVAILABLE IN GLOSS GRAPHITE
BUILT TO ORDER IN 18" - 23"



F **FSF702G**
GLOSS GRAPHITE
ALSO AVAILABLE IN GLOSS BLACK
BUILT TO ORDER IN 18" - 23"



C **FS370B**
GLOSS BLACK
20x9 +15 +25 +30 +34 +38
22x9.5 +15 +25 +30 +34 +38
24x10 +20 +30 +34 +35
26x10 +30



C **FS370MC**
MIRROR COAT
20x9 +15 +25 +34
22x9.5 +15 +25 +30 +34 +38
24x10 +20 +30 +34 +35
26x10 +30



C **FS370HS**
HYPER SILVER
20x9 +25 +30 +38
22x9.5 +15 +25 +30 +34
24x10 +20 +30 +34 +35



F **FSF701B**
GLOSS BLACK
ALSO AVAILABLE IN GLOSS GRAPHITE
BUILT TO ORDER IN 18" - 23"



F **FSF700B**
C GLOSS BLACK
BUILT TO ORDER IN 18" - 23"



C **FS374B**
GLOSS BLACK
22x9.5 +25
24x10 +30
26x10 +30



C **FS369B**
GLOSS BLACK
22x9.5 +15 +25 +30 +38
24x10 +20 +30 +35
26x10 +30



C **FS369MC**
MIRROR COAT
22x9.5 +15 +25 +30 +38
24x10 +20 +30 +35
26x10 +30



L **FS368B**
GLOSS BLACK
17x8 +35
18x8 +35

FITTIPALDI STREET

OFFERING THE ULTIMATE BALANCE OF STREET-FRIENDLY FUNCTIONALITY AND HEAD-TURNING CURB APPEAL THAT COMMANDS ATTENTION.

FLOWFORMED
ALL STYLES MARKED W/ **L**
FLOWFORMED TECHNOLOGY



L **FS367B**
GLOSS BLACK
17x8 +35



L **FS366B**
GLOSS BLACK
17x8 +35
18X8 +35



L **FS365B**
GLOSS BLACK
17x8 +35
18X8 +35



FS362G
GLOSS GRAPHITE
20x10 +18 +30 +37 +38 +42
20x8.5 +15 +32 +35 +38



FS362BZ
SATIN BRONZE
20X10 +30
20X10 +42
20X8.5 +38



FS361B
GLOSS BLACK
18x8 +25 +30 +35
20x8.5 +32 +35 +38



L **FS364B**
GLOSS BLACK
17x8 +35
18X8 +35



FS363B
GLOSS BLACK
20x9.5 +30 +38 +45
22x9.5 +20 +30 +35



FS363BS
BRUSHED SILVER
20x9.5 +30 +38 +45
22x9.5 +20 +30 +35



FS361S
GLOSS SILVER
18x8 +25 +30 +35
20x8.5 +32 +35 +38



FS361G
GLOSS GRAPHITE
18x8 +25 +30 +35
20x8.5 +32 +35 +38



FS360B
GLOSS BLACK
19x8.5 +30 +35 +45
19x9.5 +25 +38 +45
20x10 +18 +30 +37 +38 +42
20x8.5 +15 +32 +35 +38



FS363G
GLOSS GRAPHITE
20x9.5 +30 +38 +45
22x9.5 +20 +30 +35



FS362B
GLOSS BLACK
20x10 +30 +37 +38 +42
20x8.5 +32 +35 +38



FS362S
GLOSS SILVER
20x10 +30 +37 +38 +42
20x8.5 +32 +35 +38



FS360BS
BRUSHED SILVER
19x8.5 +30 +35 +45
19x9.5 +25 +38 +45
20x10 +30 +37 +38 +42
20x8.5 +32 +35 +38



FS360G
GLOSS GRAPHITE
19x8.5 +30 +35 +45
19x9.5 +25 +38 +45
20x10 +18 +30 +37 +38 +42
20x8.5 +15 +32 +35 +38



FS360Z
SATIN BRONZE
20x10 +30 +42
20x8.5 +38




Thank you for taking the time to explore the world of Fittipaldi Wheels. From the racetrack to the rugged off-road trails, our wheels are built for those who demand nothing less than exceptional. If you're ready to leave the ordinary behind and roll with style, we're with you every mile of the way.

See you on the road—where the journey is just as thrilling as the destination.



INFO@FITTI PALDI WHEELS.COM
FITTI PALDI WHEELS.COM
[@FITTI PALDI WHEELS](https://www.instagram.com/FITTI PALDI WHEELS)
+1 714 463 7229



INFO@FITTI PALDI OFFROAD.COM
FITTI PALDI OFFROAD.COM
[@FITTI PALDI OFFROAD](https://www.instagram.com/FITTI PALDI OFFROAD)
+1 714 463 7229



F FITIPALDI
WHEELS

INFO@FITIPALDIWHEELS.COM | FITIPALDIWHEELS.COM | [@FITIPALDIWHEELS](https://www.instagram.com/FITIPALDIWHEELS) | +1 714 463 7229

ALL RIGHTS RESERVED. © 2025 FITIPALDI WHEELS